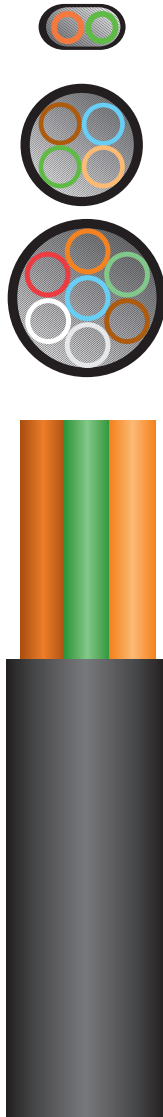


Micronet Direct Install Duct Assemblies – MPB 302 90+

Microducts for Micro Cable Installations



Features

- Heavy-duty design
- Dielectric
- 2, 4 or 7 sub-duct options
- 10/8 or 12/10 mm microduct system
- Low friction inner surface for maximum installation lengths
- Excellent environmental properties

Application

The tight protected duct assemblies consist of a number of microducts with an inner low friction surface that enables air-blown installation of fiber optic micro cables.

The duct assemblies are bundled with a single PP sheath. This makes the ducts suitable for easy installation into existing conduit systems. The round structure enables easy splicing and sealing at joints and branch locations. The ducts are suitable for installation of micro cables such as the Micronet micro cable.

Design

The 2, 4- or 7- sub duct assemblies are available in both 10/8 and 12/10 mm.

Marking

Duct assemblies have markings showing the tube length. The individual microducts are identified by their color.



Micronet Direct Install Duct Assemblies – MPB 302 90+

Typical Data

Temperature range

Operation -40 to +60°C
 Storage -40 to +60°C
 Installation -20 to +50°C

Material

Micro ducts: HDPE
 Outer sheath: Polypropylene
 All materials are halogen-free



Conformance

Abrasion IEC 60794-1-2-E2B method 1
 Kink IEC 60794-1-2-E10, 20 x outer diam.
 Impact IEC 60794-1-2-E4,
 Crush IEC 60794-1-2-E3, 2200 N
 Tensile IEC 60794-1-2-E1
 Bend IEC 60794-1-2-E11
 Torsion IEC 60794-1-2-E7
 Flexibility IEC 60794-1-2-E8

Delivery Information

Supplied lengths 2, 4-, 7-way 500, 1000, 2000 m

Ordering Information

TYPE	PRODUCT NUMBER	OUTER/INNER DIAMETER MICRODUCT (MM)	DIAMETER OUTER SHEATH (MM)	WEIGHT (G/M)	MIN BEND RADIUS** (MM)	MAX PULLING FORCE*** (N)	MICRODUCT COLORS
2-way assembly 	MPB 302 92/2	12/10	15.2 / 27.2	120	180	1600	Blue Orange
4-way assembly 	MPB 302 90/4 MPB 302 92/4	10/8 12/10	27.6 33.0	260 310	500 550	1500 2000	Blue Orange Green Brown
7-way assembly 	MPB 302 90/7 MPB 302 92/7	10/8 12/10	33.4 41.0	370 430	600 650	2500 3000	Blue Orange Green Brown Grey White Red

* Temporarily, unloaded, permanent (one turn) and during installation

** During installation