

Microduct Connectors and End Stop

Crystal Clear Connectors - for 3-20 mm Microducts



Features

- No metal parts
- Crystal clear transparent body
- Easy “push-in” installation
- Rugged design for direct buried and above ground use
- Locking rings to prevent accidental removal of connector
- For 3 to 20 mm microducts

Application

The connectors and end caps for microducts provide a quick, easy and secure connection or water sealing of microducts.

The product comes in three different versions:

- Straight Connectors are used to join sections of microducts.
- Reduction Connectors are used to join microducts of different dimensions
- End Stops are used to block open duct ends and prevent water and dirt from entering the microduct

The connectors are tested for best functionality in combination with the Hexatronic air blown fibers, nano cables and micro cables.

Design

Robust Design for Any Environment

The connectors and end stops have been designed to be extremely strong so that they can be used for both direct buried non sealed or sealed applications. To avoid unaccidental opening of the connectors when installed into the ground, they are fitted with locking clips on each end. To release a microduct, simply remove the locking clips and push the locking ring of the connector. No additional cover is therefore needed. Note that the locking clips are pre-installed.



Crystal Clear Body for Easy Cable Identification

The body is extremely clear to facilitate visual inspection of a blown fiber or micro cable that has been installed.

Metal-free, Zero Corrosion

The products are 100% metal free and non conductive which guarantees that corrosion will not affect the performance.

No Slack - Non Stop Installation

Certain attention has been given to minimize any slack between the microduct and the center of the connector. A smooth transition without slack will minimize the risk of fiber or cable getting caught in the connector and causing a sudden stop in the installation.



Microduct Connectors and End Stop

Typical Data

Material

Body Polyamide
 Seal NBR
 Washer Polyacetal
 Collet Polyacetal

Working Pressure

3-7 mm <10 bar
 10-18 mm <15 bar
 Max pressure 20 bar

Temperature Range

During Operation* -40° to +65°C
 During Installation** -20° to +50°C

Protection Class

IP68, 5m

Compliance




CEI DIN EN 50411-2-8:
 Tightness EN 61300-2-38:2006, Method A
 Pressure Drop EN 61300-2-38:2006, Method B
 Visual Examination EN 61300-3-1
 Tensile Strength, Pipes EN 61300-2-4 micro
 Temperature Change EN 61300-2-22
 Water Tightness EN 61300-2-23:1997, Method 2
 Salt Spray Test EN 61300-2-26
 Resistance to Solvents EN 61300-2-34

RoHS Compliant

* Refers to static condition, no pressure applied and according to:
 - EN 50411-2-8:2010-06 Table 16, test 12 - Sealing performance
 - EN 50411-2-8:2010-06 Table 16, test 12 - Visual appearance
 - EN 50411-2-8:2010-06 Table 16, test 13 - Change in attenuation

** Refers to non static conditions and according to:
 - EN 50411-2-8:2010-06 Table 14 Complete – Tightness, optical and appearance performance criteria
 - EN 50411-2-8:2010-06 Table 15 Complete – Mechanical requirements
 - EN 50411-2-8:2010-06 Table 16 Complete – Environmental sealing performance equipments

Ordering Information

Type	Product Number	Description	Pcs/pack	for Microduct OD/IDø (mm)
	HMPB 306 01/3	Straight Connector 3/2 mm	100	3/2
	HMPB 306 01/5	Straight Connector 5/3.5 mm	100	5/3.5
	HMPB 306 01/5.2	Straight Connector 5/2.5 mm	100	5/2.5
	HMPB 306 01/7	Straight Connector 7/3.5 mm	100	7/3.5
	HMPB 306 01/7.4	Straight Connector 7/4 mm	100	7/4
	HMPB 306 01/8	Straight Connector 8/4.4 mm	100	8/4.4
	HMPB 306 01/8.4	Straight Connector 8/4 mm	100	8/4
	HMPB 306 01/10	Straight Connector 10/8 mm	100	10/8
	HMPB 306 01/10.5	Straight Connector 10/5.5 mm	100	10/5.5
	HMPB 306 01/10.6	Straight Connector 10/6 mm	100	10/6
	HMPB 306 01/12	Straight Connector 12/10 mm	100	12/10
	HMPB 306 01/12.8	Straight Connector 12/8 mm	100	12/8
	HMPB 306 01/14	Straight Connector 14/10 mm	100	14/10
	HMPB 306 01/16	Straight Connector 16/12 mm	10	16/12
	HMPB 306 01/16.10	Straight Connector 16/10 mm	10	16/10
HMPB 306 01/18	Straight Connector 18/12 mm	10	18/12	
HMPB 306 01/20.15	Straight Connector 20/15 mm	10	20/15	
HMPB 306 01/20.16	Straight Connector 20/16 mm	10	20/16	
	HMPB 306 03/7	Reduction Connector 7/3.5 to 5/3.5 mm	10	7/3.5 and 5/3.5
	HMPB 306 03/12	Reduction Connector 12/10 to 10/8 mm	10	12/10 and 10/8
	HMPB 306 03/14	Reduction Connector 14/10 to 12/10 mm	10	14/10 and 12/10
	HMPB 306 03/16.0	Reduction Connector 16/12 to 14/10 mm	10	16/12 and 14/10
	HMPB 306 06/3	End Stop 3 mm	100	3
	HMPB 306 06/5	End Stop 5 mm	100	5
	HMPB 306 06/7	End Stop 7 mm	100	7
	HMPB 306 06/10	End Stop 10 mm	100	10
	HMPB 306 06/12	End Stop 12 mm	100	12
	HMPB 306 06/14	End Stop 14 mm	100	14
	HMPB 306 06/16	End Stop 16 mm	10	16
	HMPB 306 06/18	End Stop 18 mm	10	18
HMPB 306 06/20	End Stop 20 mm	10	20	